

Pegasus Web Stock Management System

Manual Document

Documentation EN for NKI

R1

Made for: PT NIPPON KONPO INDONESIA

By: TOMAS TECH CO.,LTD.



TOMAS TECH

TOMAS TECH CO.,LTD.

7/1 (3C) Udomsuk 46 Alley, Khwaeng Bang Na, Khet Bang Na, Bangkok 10260 Thailand
Tel : +66-98-271-9741 E-mail : info@tomastc.com

Introduction

This manual explains each handy terminal, how to set it up with a PC, how to check the operation, and how to communicate with a PC.
Please read before starting work.

For safe use of this device

To use this device correctly and safely, be sure to observe the following safety precautions when operating this device. TOMAS TECH cannot be held responsible or warranted for any damage caused by using the product in violation of these precautions.

◆ How to read the symbols

In this manual, the items to be observed in order to use the device safely are classified as follows.



Danger

If you ignore the information on this label and handle it incorrectly, there is a risk of death or serious injury.



Warning

This indicates the contents that may cause injury if the contents of this display are ignored and the product is handled improperly.



Caution

It indicates that property damage may occur if the product is handled improperly, ignoring the contents of this display.



The symbol represents a "caution" that it should be aware of.



The symbol represents an "instruction" that it must execute.



The symbol represents a "prohibition" that must not be done.




The symbols represent the "information" needed to deepen your understanding of this book.



The symbol represents "prohibited handling" by anyone other than a service person.



The symbol indicates that grounding is required during installation.

Reference  Indicates chapters to refer to and other manual references.

For safe use

◆ General caution



Caution

In the unlikely event that this device breaks down, take sufficient safety measures to prevent various damages before use.

Please note that we cannot guarantee the function and performance of products that are used or modified outside the specifications shown in the specifications.

Do not disassemble this device unnecessarily. There is a risk of failure or damage.

Do not allow the device to get wet with water. It may lead to damage to this device.

Please use within the environmental conditions of this device. In addition, even within environmental conditions, equipment may be damaged in an environment where condensation forms due to sudden temperature changes. Do not drop the device or hit it with strong force. Also, if the wiring from this device is likely to be subject to excessive impact, consider how to protect the wiring. It may lead to damage to this device and other devices.

Do not operate the device in a place with flammable or explosive gas or vapor. It is very dangerous to use this device in such an environment.

When using this device in combination with other devices, the functions and performance may not be satisfactory depending on the usage conditions and environment, so please consider carefully before using.

◆ For proper use



Caution

When installing this device, turn off the power of the device. Do not short-circuit each wiring or terminal.

When installing this device, be sure to perform protective grounding to prevent electric shock.

Be sure to check that the power supply voltage of the device matches the voltage of the power supply before turning on the device.

Only our customer service or equivalent handlers should install this equipment.

To supply power to this device, connect it via a protection circuit such as a switchboard breaker or an earth leakage breaker.

Since this device is an electronic device, when installing various devices, investigate the installation environment (primary power supply system noise, drive device system noise, electrostatic discharge noise, etc.) and take countermeasures. It may cause system malfunction or damage to various devices.

Revision History

Date	Version	File name	Details
23/Mar/2025	R1	Pegasus Web Stock Management System Manual Document Documentation EN for NKI	First edition

■ Contents

1. Overview

2. Web Functions

- 2-1-1. Login Screen
- 2-1-2. Home Page
- 2-2-1. Menu Schedule
- 2-2-2. Inbound Schedule Details
- 2-2-3. Outbound Schedule
- 2-2-4. Outbound Schedule Details
- 2-3-1. Inbound Schedule
- 2-3-2. Inbound Inquiry/Report
- 2-4-1. Out Schedule
- 2-4-2. Outbound Inquiry/Report
- 2-5-1. Stock Management
- 2-5-2. Stock Inquiry/Report
- 2-5-3. Stock Maintenance
- 2-5-4. Stocktaking
- 2-5-5. Stock Maintenance Inquiry/Report
- 2-5-6. Inventory Linkage
- 2-5-7. Tag Label
- 2-5-8. NG Inquiry/Report
- 2-5-9. Traceability Report
- 2-5-10. Change Location
- 2-6-1. Add User
- 2-6-2. Authority Master
- 2-6-3. User Credentials
- 2-6-4. User Master

3. Q&A Contact

4. Information

1. Overview

Proposal for Stock Management System to PT NIPPON KONPO INDONESIA

In the current operation, the goal is to improve work efficiency and accuracy by replacing the manual management of paper and whiteboards with a comprehensive system.

Expected Effects of Introducing an Inventory Management System:

1.Improved Work Efficiency and Accuracy

1. Support work at the handy terminal during warehousing and storage.
2. Real-time inventory status tracking.

2.Effective Use of Storage Space

1. Manage product locations efficiently to optimize space.
2. Ensure thorough implementation of FIFO (First In, First Out).

3.Optimized Inventory Levels

1. Manage ordering points to prevent excess inventory and stockouts.

4.Tracking and Traceability

1. Manage materials and goods tracking to trace problematic products, including material lot numbers, suppliers, and processes

2. Web functions

2-1-1. Login screen



1. Open the browser of the website below on your PC to access the link to use on the Cloud.

URL : <http://13.212.34.168/nki/pegasus/>

2. Enter Username and Password.

3. Click Sing In

4. Once logged in successfully You will find a menu on the left-hand side of the system. which will have the main menu and various submenus

Main menu



Menus

- Dashboard
- Schedule >
- Inbound >
- Outbound >
- Stock Management >
- Master Management >
- Settings >

Sub menu



Menus

- Dashboard
- Schedule** (highlighted with a red dashed box)
 - Schedule Import
 - Inbound Schedule
 - Inbound Schedule Detail
 - Outbound Schedule For Picking
 - Outbound Schedule Detail For Picking
 - Outbound Schedule For Loading
 - Outbound Schedule Detail For Loading
- Inbound >
- Outbound >
- Stock Management >
- Master Management >
- Settings >

2. Web functions

2-1-2. Home Page

Once logged in successfully You will find a menu on the left-hand side of the system. which will have the main menu and various submenus

PEGASUS

Search...

Admin Administrator

Menus

Dashboard

Schedule >

Inbound >

Outbound >

Stock Management >

Master Management >

Settings >

1

AllNot StartedWorkingCompleteCancel / Pending

Picking Outbound

No.	WH ETD Date	Do No	Dom Or Export	Qty	Actual Qty
1	2025-01-16	0519692	Export	910.00	0
2	2025-01-16	0530137	Export	6.00	0
3	2025-01-16	0530135	Export	660.00	0
4	2025-01-16	0530324	Export	930.00	0
5	2025-01-16	0000001	Export	9.00	6

2

Loading Outbound

No.	WH ETD Date	Do No	Dom Or Export	Qty	Actual Qty
1	2025-01-16	0519692	Export	910.00	0
2	2025-01-16	0000001	Export	30.00	20
3	2025-01-16	0000000	Export	70.00	20

The website content will consist of two main parts

1. The menu on the left side.
2. The main content of the website.

2. Web functions

2-1-3. Dashboard

After you log in to the system, you will see the Dashboard. The Dashboard will display the status of Picking Outbound and Loading Outbound, with the information shown according to the current WH ETD Date and in descending order.

Filter status



Search...

Admin Administrator

1

All Not Started Working Complete Cancel / Pending

Picking Outbound

No.	WH ETD Date	DO NO	Dom Or Export	Plan Qty	Actual Qty
1	2025-01-16	0519692	Export	910	0
2	2025-01-16	0530137	Export	6	0
3	2025-01-16	0530135	Export	660	0
4	2025-01-16	0530324	Export	930	0
5	2025-01-16	0000001	Export	9	6

2

Loading Outbound

No.	WH ETD Date	DO NO	Dom Or Export	Plan Qty	Actual Qty
1	2025-01-16	0519692	Export	910	0
2	2025-01-16	0000001	Export	30	20
3	2025-01-16	0000000	Export	70	20

Dashboard page

The Dashboard will consist of two parts

1. The section for filtering the status of the data.
2. The section displaying the data results.

There are 5 statuses in total

1. Display the first 5 records.
2. Display data with no status.
3. Display data that is currently Outbound.
4. Display data that has been successfully Outbound.
5. Display data that is Cancelled.

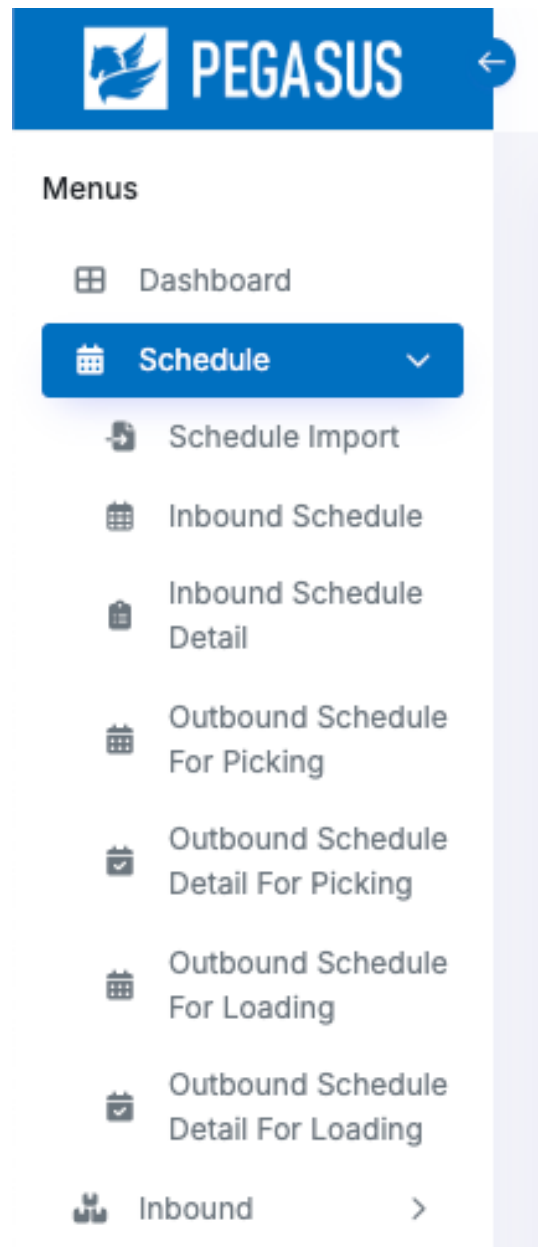
You can click the button at the top to select and view the data for the status you are interested in.

2. Web functions

2-2-1. Menu Schedule

The Schedule menu has 7 submenus

1. Schedule Import
2. Inbound Schedule
3. Inbound Schedule Detail
4. Outbound Schedule For Picking
5. Outbound Schedule Detail For Picking
6. Outbound Schedule For Loading
7. Outbound Schedule Detail For Loading



2. Web functions

2-2-2. Schedule Import

For importing schedule data into the system, both Inbound Schedule and Outbound Schedule can be imported.

PEGASUS

Search...

Admin Administrator

Dashboard

Schedule

Schedule Import

Inbound Schedule

Inbound Schedule Detail

Outbound Schedule For Picking

Outbound Schedule Detail For Picking

Outbound Schedule For Loading

Outbound Schedule Detail For Loading

Inbound

Outbound

Stock Management

Master Management

Settings

Schedule Import

Upload Date: dd/mm/yyyy Type: ALL Status: ALL Search

Show 50 entries CSV Import

No	Filename	Type	Total Lines	Proceed Lines	Error Lines	Proceed On	Status	Upload Date	Upload By
1	Inbound data_20250101_R4.csv	SL-INS	99	96	-	2025-03-10 08:54:24	COMPLETED	2025-03-10 08:54:24	admin
2	Export data _20250310_R2.csv	DI	33	26	-	2025-03-10 08:57:02	COMPLETED	2025-03-10 08:57:02	admin
3	Detial_20250310_R1.csv	DI-SUPP	143	134	ERROR: 131	2025-03-10 08:57:17	COMPLETED	2025-03-10 08:57:17	admin
4	0530324_R1.csv	DI-SUPP	143	134	ERROR: 133	2025-03-10 09:01:30	COMPLETED	2025-03-10 09:01:30	admin
5	Detial_20250310_R2.csv	DI-SUPP	143	134	ERROR: 131	2025-03-10 10:35:46	COMPLETED	2025-03-10 10:35:46	admin
6	Template import - Detail - 0519694 (1).csv	DI-SUPP	10	2	-	2025-03-11 23:43:40	COMPLETED	2025-03-11 23:43:40	admin
7	Template import - Header (1).csv	DI	32	26	-	2025-03-11 23:47:32	COMPLETED	2025-03-11 23:47:32	admin
8	Template import - Detail - 0519692 (1).csv	DI-SUPP	11	3	-	2025-03-11 23:47:45	COMPLETED	2025-03-11 23:47:45	admin
9	Template import - Detail - TEST no found.csv	DI-SUPP	10	4	ERROR: 2	2025-03-17 10:12:08	COMPLETED	2025-03-17 10:12:08	admin
10	Inbound test data.csv	DI-LINDO	555	0	-	2025-03-17 12:24:08	COMPLETED	2025-03-17 12:24:08	admin

Showing 1 to 10 of 10 entries

©2025 Pegasus Version 2.0.0

Schedule Import page

Import function:

The import process will support a total of 4 file types

1. Shipping INS
2. Delivery Instruction Indonesia
3. Delivery Instruction (Header)
4. Delivery Instructions (Detail)

2. Web functions

2-2-3. Inbound Schedule

The Inbound Schedule list will be displayed after import, showing the following information: Plan Date, Quantity, and Status.

PEGASUS

Search...

Admin Administrator

Dashboard

Schedule

Schedule Import

Inbound Schedule

Inbound Schedule Detail

Outbound Schedule For Picking

Outbound Schedule Detail For Picking

Outbound Schedule For Loading

Outbound Schedule Detail For Loading

Inbound

Outbound

Stock Management

Master Management

Settings

Inbound Schedule

Order No ALL # Ticket No ALL Action Date dd/mm/yyyy ~ dd/mm/yyyy Status ALL Q Search

Show 50 entries CSV Complete Reactivate Cancel

	Order No	Plan Date	Ticket No	Part No	Part Name	Qty	Tire Week	Action Date	Actual Qty (Inbound)	Status
1		2024-05-30	004580913	C48430	265/65R17 112S AT25	8.00	2124	2025-03-10 16:32:37	8	RACK Completed
2		2024-05-30	004580648	C48450	265/65R17 112S AT25	8.00	2124	2025-03-10 16:34:27	8	RACK Completed
3		2024-05-30	004580178	C48430	265/65R17 112S AT25	8.00	2124	2025-03-10 16:34:44	8	RACK Completed
4		2024-05-30	004580060	C48450	265/65R17 112S AT25	8.00	2124	2025-03-10 16:35:13	8	RACK Completed
5		2024-05-30	004579908	C48550	265/65R17 112S AT25	8.00	2124		0	Schedule Registered
6		2024-05-30	004579855	C48430	265/65R17 112S AT25	8.00	2124		0	Schedule Registered
7		2024-05-30	004579689	C48430	265/65R17 112S AT25	8.00	2124		0	Schedule Registered
8		2024-05-30	004579550	C48430	265/65R17 112S AT25	8.00	2124		0	Schedule Registered
9		2024-05-29	004579339	C48550	265/65R17 112S AT25	8.00	2124		0	Schedule Registered
10		2024-05-29	004579248	C48450	265/65R17 112S AT25	8.00	2124		0	Schedule Registered
11		2024-05-29	004579086	C48430	265/65R17 112S AT25	8.00	2124		0	Schedule Registered
12		2024-05-29	004579003	C48450	265/65R17 112S AT25	8.00	2124		0	Schedule Registered

Showing 1 to 12 of 12 entries

1

©2025 Pegasus Version 2.0.0

Inbound Schedule page

Search: A function for searching for information as specified in each option.

Order No ALL # Ticket No ALL Action Date dd/mm/yyyy ~ dd/mm/yyyy Status ALL Q Search

Status

ALL

Schedule registered

QC Working

RACK Working

QC Completed

RACK Completed

Cancel

Q Search

Filter Status

1. Schedule registered

2. QC Working

3. RACK Working

4. QC Completed

5. Cancel

2. Web functions

2-2-3. Inbound Schedule

CSV Output: Export data as a CSV file.

CSV

Complete

Reactivate

Cancel

PEGASUS

Search...

Menus

Dashboard

Schedule

Schedule Import

Inbound Schedule

Inbound Schedule Detail

Outbound Schedule For Picking

Outbound Schedule Detail For Picking

Outbound Schedule For Loading

Outbound Schedule Detail For Loading

Inbound

Outbound

Stock Management

Master Management

Settings

Inbound Schedule

Order No

Ticket No

Action Date

Status

Search

Show 50 entries

CSV

Complete

Reactivate

Cancel

Order No	Plan Date	Ticket No	Part No	Part Name	Qty	Tire Week	Action Date	Actual Qty (Inbound)	Status
1	2024-05-30	004580913	C48430	265/65R17 112S AT25	8.00	2124	2025-03-10 16:32:37	8	RACK Completed
2	2024-05-30	004580648	C48450	265/65R17 112S AT25	8.00	2124	2025-03-10 16:34:27	8	RACK Completed
3	2024-05-30	004580178	C48430	265/65R17 112S AT25	8.00	2124	2025-03-10 16:34:44	8	RACK Completed
4	2024-05-30	004580060	C48450	265/65R17 112S AT25	8.00	2124	2025-03-10 16:35:13	8	RACK Completed
5	2024-05-30	004579908	C48550	265/65R17 112S AT25	8.00	2124		0	Schedule Registered
6	2024-05-30	004579855	C48430	265/65R17 112S AT25	8.00	2124		0	Schedule Registered
7	2024-05-30	004579689	C48430	265/65R17 112S AT25	8.00	2124		0	Schedule Registered
8	2024-05-30	004579550	C48430	265/65R17 112S AT25	8.00	2124		0	Schedule Registered
9	2024-05-30	004579908	C48550	265/65R17 112S AT25	8.00	2124		0	Schedule Registered
10	2024-05-30	004579855	C48430	265/65R17 112S AT25	8.00	2124		0	Schedule Registered
11	2024-05-30	004579689	C48430	265/65R17 112S AT25	8.00	2124		0	Schedule Registered
12	2024-05-30	004579550	C48430	265/65R17 112S AT25	8.00	2124		0	Schedule Registered

Showing 1 to 12 of 12 entries

2025-03-19 - Inbound Schedule

Order No	Plan Date	Ticket No	Part No	Part Name	Qty	Tire Week	Action Date	Actual Qty (Inbound)	Status
1	2024-05-29	4579003	C48450	265/65R17 112S AT25	8.00	2124		0	Schedule Registered
2	2024-05-29	4579086	C48430	265/65R17 112S AT25	8.00	2124		0	Schedule Registered
3	2024-05-29	4579248	C48450	265/65R17 112S AT25	8.00	2124		0	Schedule Registered
4	2024-05-29	4579339	C48550	265/65R17 112S AT25	8.00	2124		0	Schedule Registered
5	2024-05-30	4579550	C48430	265/65R17 112S AT25	8.00	2124		0	Schedule Registered
6	2024-05-30	4579689	C48430	265/65R17 112S AT25	8.00	2124		0	Schedule Registered
7	2024-05-30	4579855	C48430	265/65R17 112S AT25	8.00	2124		0	Schedule Registered
8	2024-05-30	4579908	C48550	265/65R17 112S AT25	8.00	2124		0	Schedule Registered
9	2024-05-30	4580060	C48450	265/65R17 112S AT25	8.00	2124	2025-03-10 16:35:13	8	RACK Completed
10	2024-05-30	4580178	C48430	265/65R17 112S AT25	8.00	2124	2025-03-10 16:34:44	8	RACK Completed
11	2024-05-30	4580648	C48450	265/65R17 112S AT25	8.00	2124	2025-03-10 16:34:27	8	RACK Completed
12	2024-05-30	4580913	C48430	265/65R17 112S AT25	8.00	2124	2025-03-10 16:32:37	8	RACK Completed

CSV

Complete

Reactivate

Cancel

Cancel: Select an item from the row below. and click “cancel” to change the status to cancel.

*can change status only: Schedule Registered.

CSV

Complete

Reactivate

Cancel

Reactivate: Select an item from the row below. and click “Reactivate” to change the cancel status to reactivate status.

** You can select each item individually.

2. Web functions

2-2-4. Inbound Schedule Detail

View data all Inbound Schedule Detail

PEGASUS

Search...

Admin Administrator

Dashboard

Schedule

Schedule Import

Inbound Schedule

Inbound Schedule Detail

Outbound Schedule For Picking

Outbound Schedule Detail For Picking

Outbound Schedule For Loading

Outbound Schedule Detail For Loading

Inbound

Outbound

Stock Management

Master Management

Settings

Inbound Schedule Detail

Order No ALL Inbound Date dd/mm/yyyy ~ dd/mm/yyyy Status ALL Search

Show 50 entries CSV

	Order No	Ticket No	Part No	Part Name	Qty	Actual Qty	Tire Week	BC Tire	Market	Date Store	Inbound Date	Status
1		004579855	C48430	265/65R17 112S AT25	1.00	.00	2124	42096008	OE	2024-05-30		Schedule Registered
2		004579855	C48430	265/65R17 112S AT25	1.00	.00	2124	42096389	OE	2024-05-30		Schedule Registered
3		004579855	C48430	265/65R17 112S AT25	1.00	.00	2124	42096394	OE	2024-05-30		Schedule Registered
4		004579855	C48430	265/65R17 112S AT25	1.00	.00	2124	42096415	OE	2024-05-30		Schedule Registered
5		004579855	C48430	265/65R17 112S AT25	1.00	.00	2124	42096424	OE	2024-05-30		Schedule Registered
6		004579855	C48430	265/65R17 112S AT25	1.00	.00	2124	42096427	OE	2024-05-30		Schedule Registered
7		004579855	C48430	265/65R17 112S AT25	1.00	.00	2124	42096429	OE	2024-05-30		Schedule Registered
8		004579855	C48430	265/65R17 112S AT25	1.00	.00	2124	42096438	OE	2024-05-30		Schedule Registered
9		004580178	C48430	265/65R17 112S AT25	1.00	1.00	2124	42096399	OE	2024-05-30	2025-03-10 16:34:44	RACK Completed
10		004580178	C48430	265/65R17 112S AT25	1.00	1.00	2124	42096406	OE	2024-05-30	2025-03-10 16:34:44	RACK Completed
11		004580178	C48430	265/65R17 112S AT25	1.00	1.00	2124	42096407	OE	2024-05-30	2025-03-10 16:34:44	RACK Completed
12		004580178	C48430	265/65R17 112S AT25	1.00	1.00	2124	42096411	OE	2024-05-30	2025-03-10 16:34:44	RACK Completed
13		004580178	C48430	265/65R17 112S AT25	1.00	1.00	2124	42096423	OE	2024-05-30	2025-03-10 16:34:44	RACK Completed
14		004580178	C48430	265/65R17 112S AT25	1.00	1.00	2124	42096428	OE	2024-05-30	2025-03-10 16:34:44	RACK Completed
15		004580178	C48430	265/65R17 112S AT25	1.00	1.00	2124	42096451	OE	2024-05-30	2025-03-10 16:34:44	RACK Completed

Showing 1 to 50 of 96 entries

1 2

©2025 Pegasus Version 2.0.0

Inbound Schedule Detail page

When you arrive at this page, Click the “Search” button to search and display the desired information.

Search: A function for searching for information as specified in each option.

Order No ALL

Inbound Date dd/mm/yyyy ~ dd/mm/yyyy

Status ALL

Search

CSV Output: Export data as a CSV file.



2025-03-19 - Inbound Schedule Detail

	Order No	Ticket No	Part No	Part Name	Qty	Actual Qty	Tire week	BC Tire	Market
1		4579855	C48430	265/65R17 112S AT25	1.00	0.00	2124	42096008	OE
2		4579855	C48430	265/65R17 112S AT25	1.00	0.00	2124	42096389	OE
3		4579855	C48430	265/65R17 112S AT25	1.00	0.00	2124	42096394	OE
4		4579855	C48430	265/65R17 112S AT25	1.00	0.00	2124	42096415	OE

2. Web functions

2-2-5. Outbound Schedule for Picking

The Outbound Schedule list will be displayed after import, showing the following information.

PEGASUS

Search...

Admin Administrator

Dashboard

Schedule

Schedule Import

Inbound Schedule

Inbound Schedule Detail

Outbound Schedule For Picking

Outbound Schedule Detail For Picking

Outbound Schedule For Loading

Outbound Schedule Detail For Loading

Inbound

Outbound

Stock Management

Master Management

Settings

Outbound Schedule for Picking

Do No ALL Date dd/mm/yyyy ~ dd/mm/yyyy Status ALL Search

Show 50 entries CSV Complete Reactivate Cancel List Output

	Do No	Dem Or Export	Invoice No	WH ETD Date	Qty	Actual Qty	Customer Code	Customer	Address	No Truck	Trucker	Plat No/Container No
1	0530324	Export	A08CO242638	2025-01-16	930.00	0		SRNA Distribution Center - SURINDO				EGSU1367194
2	0530137	Export	A08GT242613	2025-01-16	6.00	0		SRNA Distribution Center - SURINDO				EGSU1227166
3	0530135	Export	A08GT242611	2025-01-16	660.00	0		SRNA Distribution Center - SURINDO				TXGU7808914
4	0519692	Export	A09USA241897	2025-01-16	910.00	0		SRNA Distribution Center - SURINDO				TXGU7808914
5	0000001	Export	A08CO242638	2025-01-16	3.00	3		SRNA Distribution Center - SURINDO				EGSU1367194
6	0000000	Export	A08CO242638	2025-01-16	7.00	7		SRNA Distribution Center - SURINDO				EGSU1367194

Showing 1 to 6 of 6 entries

© 2025 Pegasus Version 2.0.0

Outbound Schedule for Picking page

Search: A function for searching for information as specified in each option.

Order No ALL

Ticket No ALL

Action Date dd/mm/yyyy ~ dd/mm/yyyy

Status ALL Search

Status

ALL

Schedule registered

Picking list printed

Picking working

Picking Completed

Cancel

Filter Status

1. Schedule registered

2. Picking list printed

3. Picking working

4. Picking Completed

5. Cancel

2. Web functions

2-2-5. Outbound Schedule for Picking

CSV Output: Export data as a CSV file.

CSV

Complete

Reactivate

Cancel

PEGASUS

Search...

Menus

Dashboard

Schedule

Schedule Import

Inbound Schedule

Inbound Schedule Detail

Outbound Schedule For Picking

Outbound Schedule Detail For Picking

Outbound Schedule For Loading

Outbound Schedule Detail For Loading

Inbound

Outbound

Stock Management

Master Management

Settings

Outbound Schedule for Picking

Do No

ALL

 Date

dd/mm/yyyy

 Status

ALL

 Search

Show 50 entries

CSV

Complete

Reactivate

Cancel

List Output

Do No	Dom Or Export	Invoice No	WH ETD Date	Qty	Actual Qty	Customer Code	Customer	No
1 0530324	Export	A08CO242638	2025-01-16	930.00	0		SRNA Distribution Center - SURINDO	EGSU1367194
2 0530137	Export	A08GT242613	2025-01-16	6.00	0		SRNA Distribution Center - SURINDO	EGSU1227166
3 0530135	Export	A08GT242611	2025-01-16	660.00	0		SRNA Distribution Center - SURINDO	TXGU7808914
4 0519692	Export	A09USA241897	2025-01-16	910.00	0		SRNA Distribution Center - SURINDO	TXGU7808914
5 0000001	Export	A08CO242638	2025-01-16	3.00	3		SRNA Distribution Center - SURINDO	EGSU1367194
6 0000000	Export	A08CO242638	2025-01-16	7.00	7		SRNA Distribution Center - SURINDO	EGSU1367194

Showing 1 to 6 of 6 entries

2025-03-19 - Outbound Schedule for Picking.csv

1,038 B - Done

Do No	Dom or Export	Invoice No	WH ETD Date	Qty	Actual Qty	Customer Code	Customer	Address	No Truck	Trucker	Plat No/Container No	Status
1 530324	Export	A08CO242638	2025-01-16	930.00	0		SRNA Distribution Center - SURINDO				EGSU1367194	Picking Working
2 530137	Export	A08GT242613	2025-01-16	6.00	0		SRNA Distribution Center - SURINDO				EGSU1227166	Schedule Registered
3 530135	Export	A08GT242611	2025-01-16	660.00	0		SRNA Distribution Center - SURINDO				TXGU7808914	Picking list printed
4 519692	Export	A09USA241897	2025-01-16	910.00	0		SRNA Distribution Center - SURINDO				TXGU7808914	Schedule Registered
5 1	Export	A08CO242638	2025-01-16	3.00	3		SRNA Distribution Center - SURINDO				EGSU1367194	Picking Completed
6 0	Export	A08CO242638	2025-01-16	7.00	7		SRNA Distribution Center - SURINDO				EGSU1367194	Picking Completed

Cancel: Select an item from the row below. and click “cancel” to change the status to cancel.

*can change status only: Schedule Registered.

CSV

Complete

Reactivate

Cancel

Reactivate: Select an item from the row below. and click “Reactivate” to change the cancel status to reactivate status.

** You can select each item individually.

2. Web functions

2-2-5. Outbound Schedule for Picking

List Output: Export data as a PDF file.

PEGASUS

Search...

Admin Administrator

Menus

Dashboard

Schedule

Schedule Import

Inbound Schedule

Inbound Schedule Detail

Outbound Schedule For Picking

Outbound Schedule Detail For Picking

Outbound Schedule For Loading

Outbound Schedule Detail For Loading

Inbound

Outbound

Stock Management

Master Management

Settings

Outbound Schedule for Picking

Do No: ALL, Date: dd/mm/yyyy, Status: ALL, Search

Show: 50 entries, CSV, Complete, Reactivate, Cancel, List Output

Do No	Dom Or Export	Invoice No	WH ETD Date	Qty	Actual Qty	Customer Code	Customer	Address	No Truck	Trucker	Plat No/Container No
1 0530324	Export	A08CO242638	2025-01-16	930.00	0		SRNA Distribution Center - SURINDO				EGSU1367194
2 0530137	Export	A08GT242613	2025-01-16	6.00	0		SRNA Distribution Center - SURINDO				EGSU1227166
3 0530135	Export	A08GT242611	2025-01-16	660.00	0		SRNA Distribution Center - SURINDO				TXOU7808914
4 0519692	Export	A09USA241897	2025-01-16	910.00	0		SRNA Distribution Center - SURINDO				TXOU7808914
5 0000001	Export	A08CO242638	2025-01-16	3.00	3		SRNA Distribution Center - SURINDO				EGSU1367194
6 0000000	Export	A08CO242638	2025-01-16	7.00	7		SRNA Distribution Center - SURINDO				EGSU1367194

Showing 1 to 6 of 6 entries

©2025 Pegasus Version 2.0.0

Select the item you want to export to PDF and click the "List Output" button.

The "List Output" is a PDF that includes a QR Code, which is used for Outbound Picking.

Picking List

DO NO : 0530324

Dom or Export	INV NO	PART NO	WH ETD DATE	QTY	VOL	CUST.CODE	NO TRUCK	AD ID	PLATNO	TIRE WEEK	LOCATION
Export	A08CO242638	C48430	-	442	72.17	SRNA Distribution Center - SURINDO	-	-	-	2124	/A03/A01
Export	A08CO242638	C48450	-	191	72.17	SRNA Distribution Center - SURINDO	-	-	-	2124	/A02/A07/A01
Export	A08CO242638	C48550	-	297	72.17	SRNA Distribution Center - SURINDO	-	-	-	-	-

2. Web functions

2-2-6. Outbound Schedule Detail for Picking

View data all Outbound Schedule Detail for Picking

PEGASUS

Search...

Admin Administrator

Menus

Dashboard

Schedule

Schedule Import

Inbound Schedule

Inbound Schedule Detail

Outbound Schedule For Picking

Outbound Schedule Detail For Picking

Outbound Schedule For Loading

Outbound Schedule Detail For Loading

Inbound

Outbound

Stock Management

Master Management

Settings

Outbound Schedule Detail for Picking

Do No ALL Date dd/mm/yyyy ~ dd/mm/yyyy Status ALL Search

Show 50 entries CSV

	Do No	Dom Or Export	Invoice No	Part No	WH ETD Date	Qty	Actual Qty	Vol	Customer Code	Customer Name	Address	No Truck	Trucker	Add
1	0530324	Export	A08CO242638	C48430	2025-01-16	442.00	.00	35.37		SRNA Distribution Center - SURINDO				
2	0530324	Export	A08CO242638	C48450	2025-01-16	191.00	.00	12.52		SRNA Distribution Center - SURINDO				
3	0530324	Export	A08CO242638	C48550	2025-01-16	297.00	.00	25.89		SRNA Distribution Center - SURINDO				
4	0530137	Export	A08GT242613	C48430	2025-01-16	4.00	.00	35.37		SRNA Distribution Center - SURINDO				
5	0530137	Export	A08GT242613	C48450	2025-01-16	2.00	.00	12.52		SRNA Distribution Center - SURINDO				
6	0530135	Export	A08GT242611	C48430	2025-01-16	660.00	.00	53.33		SRNA Distribution Center - SURINDO				
7	0519692	Export	A09USA241897	C48430	2025-01-16	844.00	.00	35.37		SRNA Distribution Center - SURINDO				
8	0519692	Export	A09USA241897	C48450	2025-01-16	382.00	.00	12.52		SRNA Distribution Center - SURINDO				
9	0519692	Export	A09USA241897	C48550	2025-01-16	594.00	.00	25.89		SRNA Distribution Center - SURINDO				
10	0000001	Export	A08CO242638	C48430	2025-01-16	2.00	2.00	35.37		SRNA Distribution Center - SURINDO				
11	0000001	Export	A08CO242638	C48450	2025-01-16	4.00	4.00	12.52		SRNA Distribution Center - SURINDO				
12	0000000	Export	A08CO242638	C48430	2025-01-16	6.00	6.00	35.37		SRNA Distribution Center - SURINDO				
13	0000000	Export	A08CO242638	C48450	2025-01-16	8.00	8.00	12.52		SRNA Distribution Center - SURINDO				

Showing 1 to 13 of 13 entries

©2025 Pegasus Version 2.0.0

Outbound Schedule Detail for Picking page

When you arrive at this page, Click the “Search” button to search and display the desired information.

Search: A function for searching for information as specified in each option.

Do No ALL Date dd/mm/yyyy ~ dd/mm/yyyy Status ALL Search

CSV Output: Export data as a CSV file.

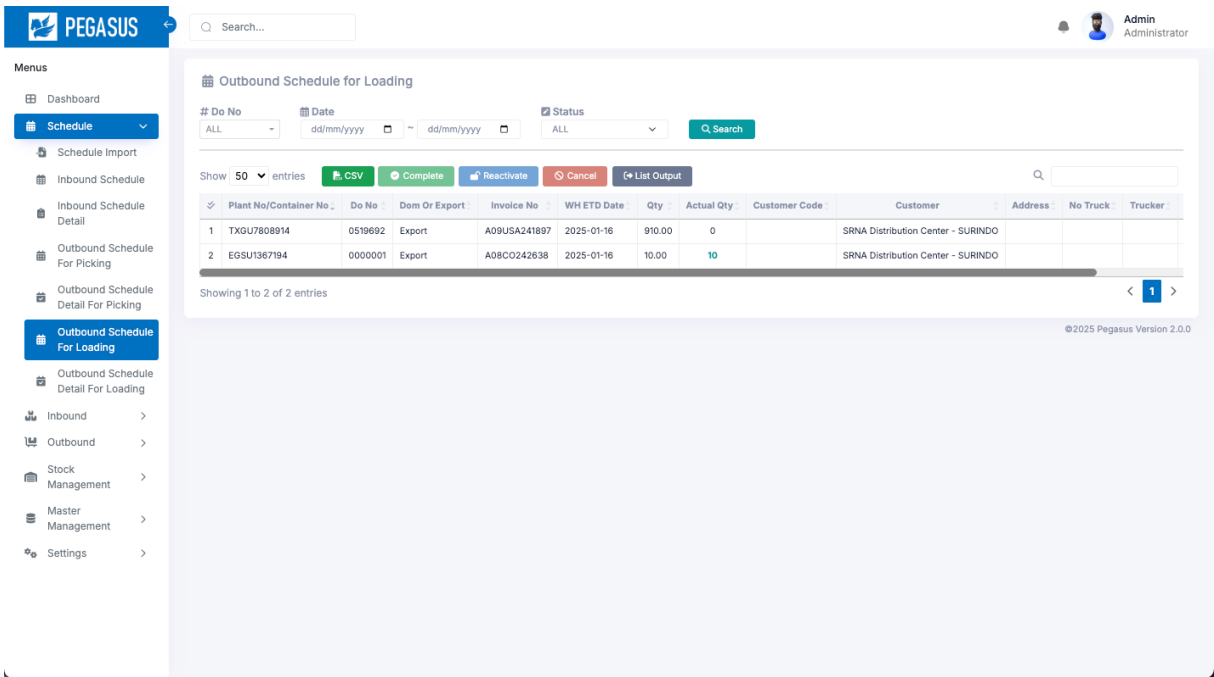


2025-03-19 - Outbound Schedule Detail for Picking																	
Do No	Dom or Export	Invoice No	Part no	WH ETD Date	Qty	Actual Qty	Vol	Customer Code	Customer Name	Address	No Truck	Trucker	Address ID	Plat No/Container No	Tire Week	Location	Status
1	530324	Export	A08CO242638	C48430	2025-01-16	442.00	0.00	35.37	SRNA Distribution Center - SURINDO						2124	A03/A01	Picking Working
2	530324	Export	A08CO242638	C48450	2025-01-16	191.00	0.00	12.52	SRNA Distribution Center - SURINDO						2124	A02/A07/A01	Picking Working
3	530324	Export	A08CO242638	C48550	2025-01-16	297.00	0.00	25.89	SRNA Distribution Center - SURINDO								Picking Working
4	530137	Export	A08GT242613	C48430	2025-01-16	4.00	0.00	35.37	SRNA Distribution Center - SURINDO						2124	A03/A01	Schedule Registered
5	530137	Export	A08GT242613	C48450	2025-01-16	2.00	0.00	12.52	SRNA Distribution Center - SURINDO						2124	A02/A07/A01	Schedule Registered
6	530135	Export	A08GT242611	C48430	2025-01-16	660.00	0.00	53.33	SRNA Distribution Center - SURINDO						2124	A03/A01	Picking list printed
7	519692	Export	A09USA241897	C48430	2025-01-16	844.00	0.00	35.37	SRNA Distribution Center - SURINDO						2124	A03/A01	Schedule Registered
8	519692	Export	A09USA241897	C48450	2025-01-16	382.00	0.00	12.52	SRNA Distribution Center - SURINDO						2124	A02/A07/A01	Schedule Registered
9	519692	Export	A09USA241897	C48550	2025-01-16	594.00	0.00	25.89	SRNA Distribution Center - SURINDO								Schedule Registered
10	1	Export	A08CO242638	C48430	2025-01-16	2.00	2.00	35.37	SRNA Distribution Center - SURINDO						2124	A03/A01	Picking Completed
11	1	Export	A08CO242638	C48450	2025-01-16	4.00	4.00	12.52	SRNA Distribution Center - SURINDO						2124	A02/A07/A01	Picking Completed
12	0	Export	A08CO242638	C48430	2025-01-16	6.00	6.00	35.37	SRNA Distribution Center - SURINDO						2124	A03/A01	Picking Completed
13	0	Export	A08CO242638	C48450	2025-01-16	8.00	8.00	12.52	SRNA Distribution Center - SURINDO						2124	A02/A07/A01	Picking Completed

2. Web functions

2-2-7. Outbound Schedule for Loading

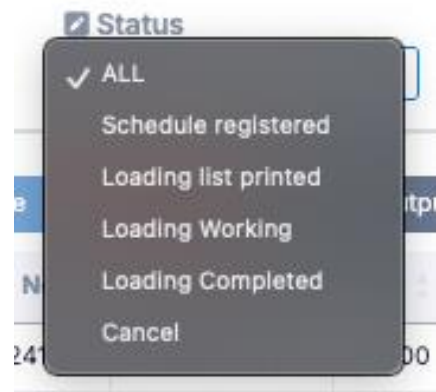
The Outbound Schedule list will be displayed after import, showing the following information.



Outbound Schedule for Loading page

Search: A function for searching for information as specified in each option.

Do No: ALL | Date: dd/mm/yyyy ~ dd/mm/yyyy | Status: ALL | Search



Filter Status

1. Schedule registered
2. Loading list printed
3. Loading working
4. Loading Completed
5. Cancel

2. Web functions

2-2-7. Outbound Schedule for Loading

CSV Output: Export data as a CSV file.

CSV

Complete

Reactivate

Cancel

PEGASUS

Search...

Menu

- Dashboard
- Schedule
 - Schedule Import
 - Inbound Schedule
 - Inbound Schedule Detail
 - Outbound Schedule For Picking
 - Outbound Schedule Detail For Picking
 - Outbound Schedule For Loading
 - Outbound Schedule Detail For Loading
- Inbound
- Outbound
- Stock Management
- Master Management
- Settings

Outbound Schedule for Loading

Do No: ALL Date: dd/mm/yyyy ~ dd/mm/yyyy Status: ALL Search

Show: 50 entries CSV Complete Reactivate Cancel List Output

	Plant No/Container No	Do No	Dom Or Export	Invoice No	WH ETD Date	Qty	Actual Qty	Customer Code	
1	TXGU7808914	0519692	Export	A09USA241897	2025-01-16	910.00	0		SRNA D
2	EGSU1367194	0000001	Export	A08CO242638	2025-01-16	10.00	10		SRNA D

Showing 1 to 2 of 2 entries

2025-03-19 - Outbound Schedule for Loading.csv

358 B • Done

2025-03-19 - Outbound Schedule for Loading (1)

	Plant No/Container No	Do No	Dom or Export	Invoice No	WH ETD Date	Qty	Actual Qty	Customer Code	Customer
1	EGSU1367194	1	Export	A08CO242638	2025-01-16	10.00	10		SRNA Distribution Center - SURINDO
2	TXGU7808914	519692	Export	A09USA241897	2025-01-16	910.00	0		SRNA Distribution Center - SURINDO

CSV

Complete

Reactivate

Cancel

Cancel: Select an item from the row below. and click “cancel” to change the status to cancel.

*can change status only: Schedule Registered.

CSV

Complete

Reactivate

Cancel

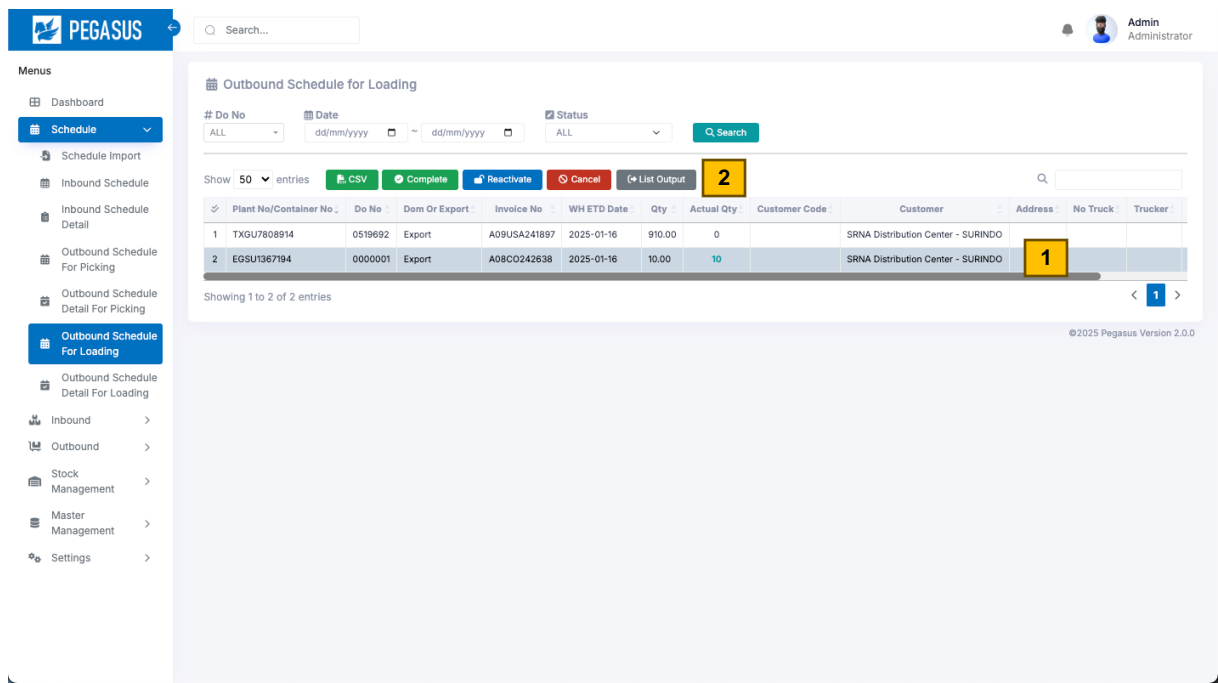
Reactivate: Select an item from the row below. and click “Reactivate” to change the cancel status to reactivate status.

** You can select each item individually.

2. Web functions

2-2-7. Outbound Schedule for Loading

List Output: Export data as a PDF file.



Select the item you want to export to PDF and click the "List Output" button.

The "List Output" is a PDF that includes a QR Code, which is used for Outbound Loading.

Loading List											
PLATNO / Container No		: EGSU1367194									
Container Type		: f40HC									
Seal No		: EMCJDP9314									
Do no	Dom or Export	INV NO	PART NO	WH ETD DATE	QTY	VOL	CUST.CODE	NO TRUCK	AD ID	PLATNO	TIRE WEEK
0000001	Export	A08CO242638	C48430	-	1	72.17	SRNA Distribution Center - SURINDO	-	-	-	2124
0000001	Export	A08CO242638	C48450	-	2	72.17	SRNA Distribution Center - SURINDO	-	-	-	2124

2. Web functions

2-2-8. Outbound Schedule Detail for Loading

View data all Outbound Schedule Detail for Loading

PEGASUS

Search...

Admin Administrator

Menus

Dashboard

Schedule

Schedule Import

Inbound Schedule

Inbound Schedule Detail

Outbound Schedule For Picking

Outbound Schedule Detail For Picking

Outbound Schedule For Loading

Outbound Schedule Detail For Loading

Inbound

Outbound

Stock Management

Master Management

Settings

Outbound Schedule Detail for Loading

Do No ALL Date dd/mm/yyyy ~ dd/mm/yyyy Status ALL Search

Show 50 entries CSV

	Plant No/Container No.	Do No	Dom Or Export	Invoice No	Part No	WH ETD Date	Qty	Actual Qty	Vol	Customer Code	Customer	Address	No T
1	EGSU1367194	0000000	Export	A08CO242638	C48430	2025-01-16	3.00	3.00	35.37		SRNA Distribution Center - SURINDO		
2	EGSU1367194	0000000	Export	A08CO242638	C48450	2025-01-16	4.00	4.00	12.52		SRNA Distribution Center - SURINDO		
3	EGSU1367194	0000001	Export	A08CO242638	C48430	2025-01-16	1.00	1.00	35.37		SRNA Distribution Center - SURINDO		
4	EGSU1367194	0000001	Export	A08CO242638	C48450	2025-01-16	2.00	2.00	12.52		SRNA Distribution Center - SURINDO		
5	TXGU7808914	0519692	Export	A09USA241897	C48430	2025-01-16	422.00	.00	35.37		SRNA Distribution Center - SURINDO		
6	TXGU7808914	0519692	Export	A09USA241897	C48450	2025-01-16	191.00	.00	12.52		SRNA Distribution Center - SURINDO		
7	TXGU7808914	0519692	Export	A09USA241897	C48550	2025-01-16	297.00	.00	25.89		SRNA Distribution Center - SURINDO		

Showing 1 to 7 of 7 entries

1

©2025 Pegasus Version 2.0.0

Outbound Schedule Detail for Loading page

When you arrive at this page, Click the “Search” button to search and display the desired information.

Search: A function for searching for information as specified in each option.

Do No ALL

Date dd/mm/yyyy ~ dd/mm/yyyy

Status ALL

Search

CSV Output: Export data as a CSV file.



2025-03-19 - Outbound Schedule Detail for Loading

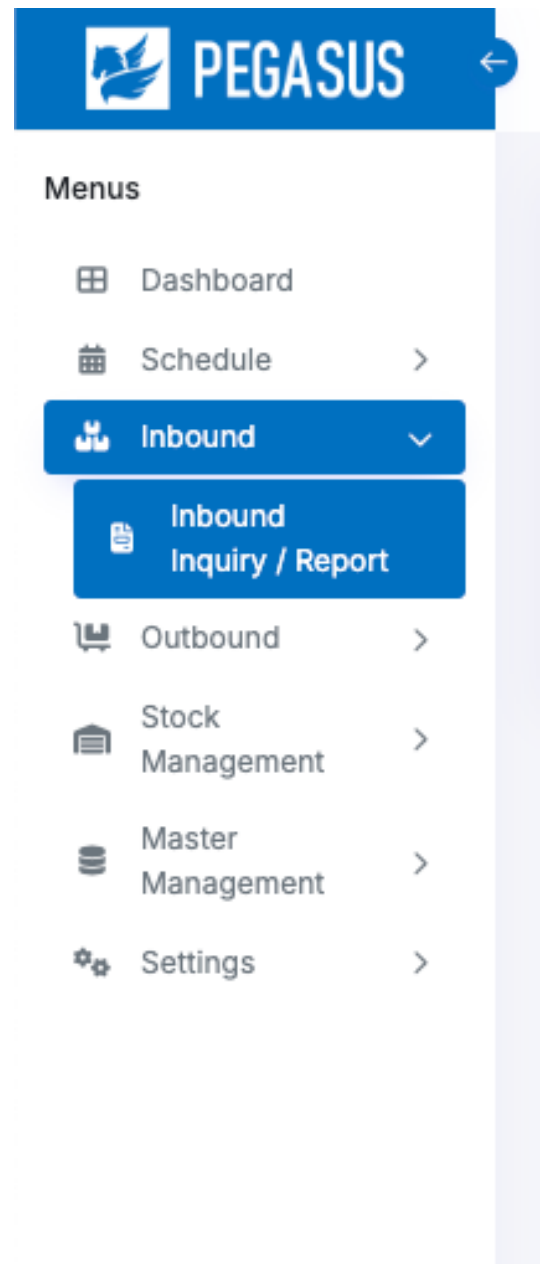
	Plant No/Container No	Do No	Dom or Export	Invoice No	Part No	WH ETD Date	Qty	Actual Qty	Vol	Customer Code	Customer
1	EGSU1367194	0	Export	A08CO242638	C48430	2025-01-16	3.00	3.00	35.37		SRNA Distribution Center - SURINDO
2	EGSU1367194	0	Export	A08CO242638	C48450	2025-01-16	4.00	4.00	12.52		SRNA Distribution Center - SURINDO
3	EGSU1367194	1	Export	A08CO242638	C48430	2025-01-16	1.00	1.00	35.37		SRNA Distribution Center - SURINDO
4	EGSU1367194	1	Export	A08CO242638	C48450	2025-01-16	2.00	2.00	12.52		SRNA Distribution Center - SURINDO
5	TXGU7808914	519692	Export	A09USA241897	C48430	2025-01-16	422.00	0.00	35.37		SRNA Distribution Center - SURINDO
6	TXGU7808914	519692	Export	A09USA241897	C48450	2025-01-16	191.00	0.00	12.52		SRNA Distribution Center - SURINDO
7	TXGU7808914	519692	Export	A09USA241897	C48550	2025-01-16	297.00	0.00	25.89		SRNA Distribution Center - SURINDO

2. Web functions

2-3-1. Menu Inbound

The Inbound menu has 1 submenus

1. Inbound Inquiry / Report



2. Web functions

2-3-2. Inbound Inquiry / Report

View data all Inbound Inquiry / Report

PEGASUS

Search...

Admin Administrator

Dashboard

Schedule

Inbound

Inbound Inquiry / Report

Outbound

Stock Management

Master Management

Settings

Inbound Inquiry / Report

Order No: ALL # Ticket No: ALL Inbound Date: 01/01/2025 ~ dd/mm/yyyy Search

Show 50 entries CSV PDF

	Inbound Date	Order No	Ticket No	Part No	Part Name	Qty	Lot No	BC Tire	Status	Action User
15	2025-03-10 16:26:19		004580060	C48450	265/65R17 112S AT25	.00	2025-03-10	42096449	Store_In	
16	2025-03-10 16:26:19		004580060	C48450	265/65R17 112S AT25	.00	2025-03-10	42096455	Store_In	
17	2025-03-10 16:26:19		004580060	C48450	265/65R17 112S AT25	.00	2025-03-10	42096458	Store_In	
18	2025-03-10 16:25:59		004580178002	C48430	265/65R17 112S AT25	.00	2025-03-10	42096399	Store_In	
19	2025-03-10 16:25:59		004580178002	C48430	265/65R17 112S AT25	.00	2025-03-10	42096406	Store_In	
20	2025-03-10 16:25:59		004580178002	C48430	265/65R17 112S AT25	.00	2025-03-10	42096407	Store_In	
21	2025-03-10 16:25:59		004580178002	C48430	265/65R17 112S AT25	.00	2025-03-10	42096411	Store_In	
22	2025-03-10 16:25:59		004580178002	C48430	265/65R17 112S AT25	.00	2025-03-10	42096423	Store_In	
23	2025-03-10 16:25:59		004580178002	C48430	265/65R17 112S AT25	.00	2025-03-10	42096428	Store_In	
24	2025-03-10 16:25:59		004580178002	C48430	265/65R17 112S AT25	.00	2025-03-10	42096451	Store_In	
25	2025-03-10 16:25:59		004580178002	C48430	265/65R17 112S AT25	.00	2025-03-10	42096453	Store_In	
26	2025-03-10 16:25:44		004580648	C48450	265/65R17 112S AT25	.00	2025-03-10	42096397	Store_In	
27	2025-03-10 16:25:44		004580648	C48450	265/65R17 112S AT25	.00	2025-03-10	42096400	Store_In	

Showing 1 to 50 of 73 entries

© 2025 Pegasus Version 2.0.0

Inbound Inquiry / Report page

When you arrive at this page, Click the “Search” button to search and display the desired information.

Search: A function for searching for information as specified in each option.

Order No

ALL

Ticket No

ALL

Inbound Date

01/01/2025

~

dd/mm/yyyy

Search

CSV Output: Export data as a CSV file, PDF file



2025-03-19 - Inbound Inquiry Report

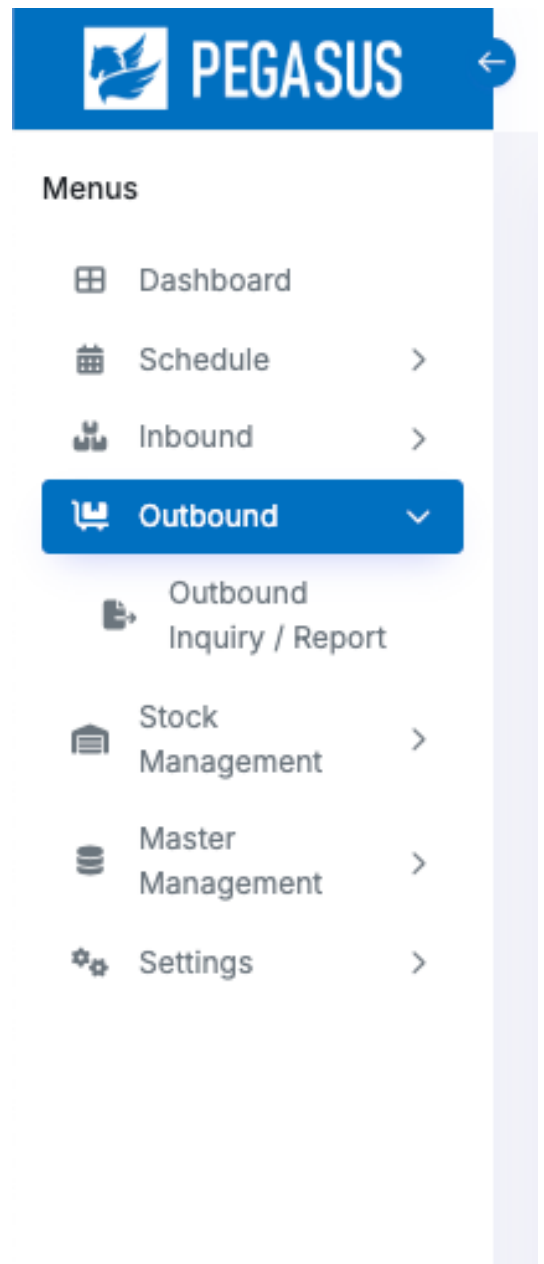
	Inbound Date	Order No	Ticket No	Part No	Part Name	Qty	Lot No	BC Tire	Status	Action User
10	2025-03-10 16:26:19		4580060	C48450	265/65R17 112S AT25	0.00	2025-03-10	42096413	Store_In	
11	2025-03-10 16:26:19		4580060	C48450	265/65R17 112S AT25	0.00	2025-03-10	42096431	Store_In	
12	2025-03-10 16:26:19		4580060	C48450	265/65R17 112S AT25	0.00	2025-03-10	42096433	Store_In	
13	2025-03-10 16:26:19		4580060	C48450	265/65R17 112S AT25	0.00	2025-03-10	42096435	Store_In	
14	2025-03-10 16:26:19		4580060	C48450	265/65R17 112S AT25	0.00	2025-03-10	42096448	Store_In	

2. Web functions

2-4-1. Menu Outbound

The Outbound menu has 1 submenus

1. Outbound Inquiry / Report



2. Web functions

2-4-2. Outbound Inquiry / Report

View data all Outbound Inquiry / Report

PEGASUS

Search...

Admin Administrator

Menus

Dashboard

Schedule >

Inbound >

Outbound

Outbound Inquiry / Report

Stock Management >

Master Management >

Settings >

Outbound Inquiry / Report

Order No ALL # Ticket No ALL Outbound Date 01/01/2025 ~ dd/mm/yyyy Q Search

Show 50 entries CSV PDF

	Outbound Date	Order No	Ticket No	Part No	Part Name	Qty	Lot No	BC Tire	Status	Action User
1	2025-03-12 19:14:56	0000001	004580060	C48450	265/65R17 112S AT25	1.00	2025-03-10	42096448	Inspection	admin
2	2025-03-12 19:14:56	0000001	004580060	C48450	265/65R17 112S AT25	1.00	2025-03-10	42096449	Inspection	admin
3	2025-03-12 19:14:56	0000001	004580913	C48430	265/65R17 112S AT25	1.00	2025-03-10	42096788	Inspection	admin
4	2025-03-12 02:31:02	0000000	004580060	C48450	265/65R17 112S AT25	1.00	2025-03-10	42096413	Inspection	admin
5	2025-03-12 02:31:02	0000000	004580060	C48450	265/65R17 112S AT25	1.00	2025-03-10	42096431	Inspection	admin
6	2025-03-12 02:31:02	0000000	004580060	C48450	265/65R17 112S AT25	1.00	2025-03-10	42096433	Inspection	admin
7	2025-03-12 02:31:02	0000000	004580060	C48450	265/65R17 112S AT25	1.00	2025-03-10	42096435	Inspection	admin
8	2025-03-12 02:31:02	0000000	004580913	C48430	265/65R17 112S AT25	1.00	2025-03-10	42096777	Inspection	admin
9	2025-03-12 02:31:02	0000000	004580913	C48430	265/65R17 112S AT25	1.00	2025-03-10	42096781	Inspection	admin
10	2025-03-12 02:31:02	0000000	004580913	C48430	265/65R17 112S AT25	1.00	2025-03-10	42096785	Inspection	admin

Showing 1 to 10 of 10 entries

©2025 Pegasus Version 2.0.0

Outbound Inquiry / Report page

When you arrive at this page, Click the “Search” button to search and display the desired information.

Search: A function for searching for information as specified in each option.

Order No ALL

Ticket No ALL

Outbound Date 01/01/2025 ~ dd/mm/yyyy

Q Search

CSV Output: Export data as a CSV file, PDF file



2025-03-19 - Outbound Inquiry Report

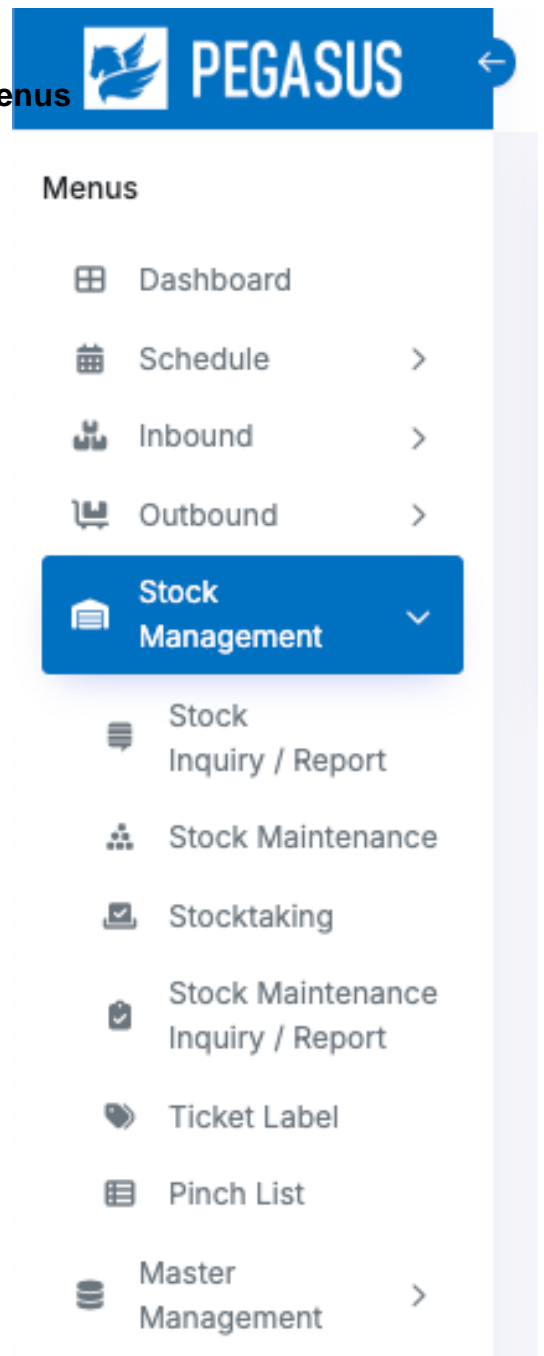
	Outbound Date	Order No	Ticket No	Part No	Part Name	Qty	Lot No	BC Tire	Status	Action User
1	2025-03-12 19:14:56	1	4580060	C48450	265/65R17 112S AT25	1.00	2025-03-10	42096448	Inspection	admin
2	2025-03-12 19:14:56	1	4580060	C48450	265/65R17 112S AT25	1.00	2025-03-10	42096449	Inspection	admin
3	2025-03-12 19:14:56	1	4580913	C48430	265/65R17 112S AT25	1.00	2025-03-10	42096788	Inspection	admin
4	2025-03-12 02:31:02	0	4580060	C48450	265/65R17 112S AT25	1.00	2025-03-10	42096413	Inspection	admin
5	2025-03-12 02:31:02	0	4580060	C48450	265/65R17 112S AT25	1.00	2025-03-10	42096431	Inspection	admin
6	2025-03-12 02:31:02	0	4580060	C48450	265/65R17 112S AT25	1.00	2025-03-10	42096433	Inspection	admin

2. Web functions

2-5-1. Menu Stock Management

The Stock Management menu has 6 submenus

1. Stock Inquiry / Report
2. Stock Maintenance
3. Stocktaking
4. Stock Maintenance Inquiry / Report
5. Ticket Label
6. Pinch list



2. Web functions

2-5-2. Stock Inquiry / Report

View data all Stock Inquiry / Report

PEGASUS

Search...

Admin Administrator

Menus

- Dashboard
- Schedule
- Inbound
- Outbound
- Stock Management
 - Stock Inquiry / Report
 - Stock Maintenance
 - Stocktaking
 - Stock Maintenance Inquiry / Report
 - Ticket Label
 - Pinch List
- Master Management
- Settings

Stock Inquiry / Report

Part No ALL Location ALL Search

Show 50 entries CSV PDF

	Part No	Part Name	Tire Week	BC Tire	Location	Stock Quantity	Unit
1	C48430	215/70R15 98H PROGSTR	2124	42096399	A03	1	PCS
2	C48430	215/70R15 98H PROGSTR	2124	42096406	A03	1	PCS
3	C48430	215/70R15 98H PROGSTR	2124	42096407	A03	1	PCS
4	C48430	215/70R15 98H PROGSTR	2124	42096411	A03	1	PCS
5	C48430	215/70R15 98H PROGSTR	2124	42096423	A03	1	PCS
6	C48430	215/70R15 98H PROGSTR	2124	42096428	A03	1	PCS
7	C48430	215/70R15 98H PROGSTR	2124	42096451	A03	1	PCS
8	C48430	215/70R15 98H PROGSTR	2124	42096453	A03	1	PCS
9	C48430	215/70R15 98H PROGSTR	2124	42096791	A03	1	PCS
10	C48430	215/70R15 98H PROGSTR	2124	42096792	A03	1	PCS
11	C48430	215/70R15 98H PROGSTR	2124	42096793	A03	1	PCS
12	C48430	215/70R15 98H PROGSTR	2124	42096797	A03	1	PCS
13	C48450	195/65R15 91H PROGSTR	2124	42096397	A07	1	PCS
14	C48450	195/65R15 91H PROGSTR	2124	42096400	A07	1	PCS
15	C48450	195/65R15 91H PROGSTR	2124	42096421	A07	1	PCS
16	C48450	195/65R15 91H PROGSTR	2124	42096432	A07	1	PCS
17	C48450	195/65R15 91H PROGSTR	2124	42096440	A07	1	PCS

Showing 1 to 22 of 22 entries

Stock Inquiry / Report page

When you arrive at this page, Click the “Search” button to search and display the desired information.

Search: A function for searching for information as specified in each option.

Part No

ALL

Location

ALL

Search

CSV Output: Export data as a CSV file, PDF file

CSV

PDF


2025-03-19 - Stock Inquiry Report

	Part No	Part Name	Tire Week	BC Tire	Location	Stock Quantity	Unit
1	C48430	215/70R15 98H PROG5TR	2124	42096399	A03	1	PCS
2	C48430	215/70R15 98H PROG5TR	2124	42096406	A03	1	PCS
3	C48430	215/70R15 98H PROG5TR	2124	42096407	A03	1	PCS

2. Web functions

2-5-3. Stock Maintenance

View data all Stock Maintenance



Search...

Admin Administrator

Menus

Dashboard

Schedule >

Inbound >

Outbound >

Stock Management

Stock Inquiry / Report

Stock Maintenance

Stocktaking

Stock Maintenance Inquiry / Report

Ticket Label

Pinch List

Master Management >

Settings >

Stock Maintenance

Part No ALL Location ALL

Search

Show 50 entries

+ Add

Remove Zero Qty

Update

#	Part No	Part Name	BC Tire	Location	Stocktaking	Difference	Stock Quantity	Unit	Remark
1	C48430	215/70R15 98H PROGSTR	42096399		0	0	.00		
2	C48430	215/70R15 98H PROGSTR	42096399	A03	0	0	1.00		
3	C48430	215/70R15 98H PROGSTR	42096406		0	0	.00		
4	C48430	215/70R15 98H PROGSTR	42096406	A03	0	0	1.00		
5	C48430	215/70R15 98H PROGSTR	42096407		0	0	.00		
6	C48430	215/70R15 98H PROGSTR	42096407	A03	0	0	1.00		
7	C48430	215/70R15 98H PROGSTR	42096411		0	0	.00		
8	C48430	215/70R15 98H PROGSTR	42096411	A03	0	0	1.00		
9	C48430	215/70R15 98H PROGSTR	42096423		0	0	.00		
10	C48430	215/70R15 98H PROGSTR	42096423	A03	0	0	1.00		
11	C48430	215/70R15 98H PROGSTR	42096428		0	0	.00		
12	C48430	215/70R15 98H PROGSTR	42096428	A03	0	0	1.00		
13	C48430	215/70R15 98H PROGSTR	42096451		0	0	.00		

Showing 1 to 50 of 80 entries

Stock Maintenance page

When you arrive at this page, Click the “Search” button to search and display the desired information.

Search: A function for searching for information as specified in each option.

Part No

ALL

Location

ALL

Search

Add: Add the item and quantity data into the system

Item Code*
Nothing selected

Location*
Nothing selected

BC Tire*

Stock Quantity*

Remark

+ Add

No.	Item Code	Location	BC Tire	Stock Quantity	Remark	Delete
No Data :(

2. Web functions

2-5-3. Stock Maintenance

Remove Zero Qty: This is used to clear data in the stock that has a quantity of 0

Update: This is used to update the quantity of items in stock along with a remark. To update, select the item you want to update, enter the desired quantity and remark, then click "Update."

PEGASUS

Search...

Admin Administrator

Dashboard

Schedule

Inbound

Outbound

Stock Management

Stock Inquiry / Report

Stock Maintenance

Stocktaking

Stock Maintenance Inquiry / Report

Ticket Label

Pinch List

Master Management

Settings

Stock Maintenance

Part No

Location

Search

Show 50 entries

+ Add

Remove Zero Qty

Update

2

#	Part No	Part Name	BC Tire	Location	Stocktaking	Difference	Stock Quantity	Unit	Remark
1	C48430	215/70R15 98H PROGSTR	42096399	A03	0	0	5	1	
2	C48430	215/70R15 98H PROGSTR	42096406	A03	0	0	1.00		
3	C48430	215/70R15 98H PROGSTR	42096407	A03	0	0	1.00		
4	C48430	215/70R15 98H PROGSTR	42096411	A03	0	0	1.00		
5	C48430	215/70R15 98H PROGSTR	42096423	A03	0	0	1.00		
6	C48430	215/70R15 98H PROGSTR	42096428	A03	0	0	1.00		
7	C48430	215/70R15 98H PROGSTR	42096451	A03	0	0	1.00		
8	C48430	215/70R15 98H PROGSTR	42096453	A03	0	0	1.00		
9	C48430	215/70R15 98H PROGSTR	42096791	A03	0	0	1.00		
10	C48430	215/70R15 98H PROGSTR	42096792	A03	0	0	1.00		
11	C48430	215/70R15 98H PROGSTR	42096793	A03	0	0	1.00		
12	C48430	215/70R15 98H PROGSTR	42096797	A03	0	0	1.00		
13	C48450	195/65R15 91H PROGSTR	42096397	A07	0	0	1.00		

Showing 1 to 22 of 22 entries

1

2. Web functions

2-5-4. Stocktaking


View data all Stocktaking

The screenshot shows the PEGASUS Stocktaking page. The top navigation bar includes the PEGASUS logo, a search bar, and the user's name (Admin Administrator). The left sidebar contains a menu with options like Dashboard, Schedule, Inbound, Outbound, Stock Management, Stock Inquiry / Report, Stock Maintenance, Stocktaking, Stock Maintenance Inquiry / Report, Ticket Label, Pinch List, Master Management, and Settings. The main content area is titled 'Stocktaking' and features filters for Year (2025), Month (March), # Part No (ALL), and Location (ALL). A 'Search' button is present. Below the filters, there are buttons for 'Show', 'CSV', 'Save', 'Confirm', 'Delete', 'Recheck', and 'Start'. The table displays 14 entries, each with a checkbox, Part No, Part Name, Status, BC Tire, Location, Taking Month, Label ID, Division, Stocktaking, Difference, Stock Quantity, Unit, Create, and Update. The 'CSV' button is highlighted.

Stocktaking page

When you arrive at this page, Click the “Search” button to search and display the desired information.

Search: A function for searching for information as specified in each option.



CSV Output: Export data as a CSV file.



A screenshot of the CSV export data, showing a table with columns for Part No, Part Name, Status, BC Tire, Location, Taking Month, Label ID, Division, Stocktaking, Difference, Stock Quantity, Unit, Create, and Update. The data is exported as a CSV file.

It will export data from the current page.

2. Web functions

2-5-4. Stocktaking

Start: A function for Start counting the stock of that month according to the month the information was searched.

PEGASUS

Search...

Admin Administrator

Dashboard

Schedule

Inbound

Outbound

Stock Management

Stock Inquiry / Report

Stock Maintenance

Stocktaking

Stock Maintenance Inquiry / Report

Ticket Label

Pinch List

Master Management

Settings

Stocktaking

Year: 2025

Month: March

Part No: ALL

Location: ALL

Search

Show: 50 entries

CSV

Save

Confirm

Delete

Recheck

Start

Part No	Part Name	Status	BC Tire	Location	Taking Month	Label ID	Division	Stocktaking	Difference	Stock Quantity	Unit	Create	Update
1 C48450	195/65R15 91H PROG5TR	NO	0	A01	202503	0	-	5.00	5.00	0	PCS	admin 2025-03-12 04:28:15	2025-03-11 21:15:00
2 C48450	195/65R15 91H PROG5TR	START	42096448	A01	202503	31	1	1.00		0	PCS	admin 2025-03-12 04:28:15	2025-03-11 21:15:00
3 C48450	195/65R15 91H PROG5TR	START	42096449	A01	202503	31	1	1.00		0	PCS	admin 2025-03-12 04:28:15	2025-03-11 21:15:00
4 C48450	195/65R15 91H PROG5TR	START	42096455	A01	202503	31	1	1.00		0	PCS	admin 2025-03-12 04:28:15	2025-03-11 21:15:00
5 C48450	195/65R15 91H PROG5TR	START	42096458	A01	202503	31	1	1.00		0	PCS	admin 2025-03-12 04:28:15	2025-03-11 21:15:00
6 C48450	195/65R15 91H PROG5TR	START	42096790	A01	202503	31	1	1.00		0	PCS	admin 2025-03-12 04:28:15	2025-03-11 21:15:00
7 C48450	195/65R15 91H PROG5TR	NO	0	A07	202503	0	-	6.00	6.00	0	PCS		
8 C48450	195/65R15 91H PROG5TR	START	42096397	A07	202503	29	1	1.00		0	PCS	admin 2025-03-12 04:19:53	admin 2025-03-11 21:15:00
9 C48450	195/65R15 91H PROG5TR	START	42096400	A07	202503	29	1	1.00		0	PCS	admin 2025-03-12 04:19:53	2025-03-11 21:15:00
10 C48450	195/65R15 91H PROG5TR	START	42096421	A07	202503	29	1	1.00		0	PCS	admin 2025-03-12 04:19:53	2025-03-11 21:15:00
11 C48450	195/65R15 91H PROG5TR	START	42096432	A07	202503	29	1	1.00		0	PCS	admin 2025-03-12 04:19:53	2025-03-11 21:15:00
12 C48450	195/65R15 91H PROG5TR	START	42096440	A07	202503	29	1	1.00		0	PCS	admin 2025-03-12 04:19:53	2025-03-11 21:15:00
13 C48450	195/65R15 91H PROG5TR	START	42096783	A07	202503	29	1	1.00		0	PCS	admin 2025-03-12 04:19:53	2025-03-11 21:15:00
14 C48450	195/65R15 91H PROG5TR	START	42096784	A07	202503	29	1	1.00		0	PCS	admin 2025-03-12 04:19:53	2025-03-11 21:15:00

Showing 1 to 14 of 14 entries

If after pressing search for the month in which data is searched, there is no data in the table, it means that the month has not yet started counting stock.

Save: This is used to record the stock count of that particular item.

Confirm: This is used to record the "Confirm" status for that particular item to notify the HT equipment.

Delete: This is used to remove the item from the stock count.

Recheck: This is used to update the status to "Recheck" to notify HT and initiate a stock count for that item again.

2. Web functions

2-5-5. Stock Maintenance Inquiry / Report

View data all Stock Maintenance Inquiry / Report

PEGASUS

Search...

Admin Administrator

Menus

Dashboard

Schedule >

Inbound >

Outbound >

Stock Management

Stock Inquiry / Report

Stock Maintenance

Stocktaking

Stock Maintenance Inquiry / Report

Ticket Label

Pinch List

Master Management >

Settings >

Stock Maintenance Inquiry / Report

Part No ALL Section ALL Date 01/01/2025 ~ dd/mm/yyyy Search

Show 50 entries CSV PDF

	Date	Part No	Part Name	Lot No	Inbound	Outbound	Increase/Decrease	Unit	Section	User	Remark
1	2025-03-10 09:32:36	C48430	215/70R15 98H PROGSTR	2025-03-10	1.00	0.00	1.00	PCS	Inbound	admin	
2	2025-03-10 09:32:36	C48430	215/70R15 98H PROGSTR	2025-03-10	1.00	0.00	1.00	PCS	Inbound	admin	
3	2025-03-10 09:32:36	C48430	215/70R15 98H PROGSTR	2025-03-10	1.00	0.00	1.00	PCS	Inbound	admin	
4	2025-03-10 09:32:36	C48430	215/70R15 98H PROGSTR	2025-03-10	1.00	0.00	1.00	PCS	Inbound	admin	
5	2025-03-10 09:32:36	C48430	215/70R15 98H PROGSTR	2025-03-10	1.00	0.00	1.00	PCS	Inbound	admin	
6	2025-03-10 09:32:36	C48430	215/70R15 98H PROGSTR	2025-03-10	1.00	0.00	1.00	PCS	Inbound	admin	
7	2025-03-10 09:32:36	C48430	215/70R15 98H PROGSTR	2025-03-10	1.00	0.00	1.00	PCS	Inbound	admin	
8	2025-03-10 09:32:37	C48430	215/70R15 98H PROGSTR	2025-03-10	1.00	0.00	1.00	PCS	Inbound	admin	
9	2025-03-10 09:34:26	C48450	195/65R15 91H PROGSTR	2025-03-10	1.00	0.00	1.00	PCS	Inbound	admin	
10	2025-03-10 09:34:26	C48450	195/65R15 91H PROGSTR	2025-03-10	1.00	0.00	1.00	PCS	Inbound	admin	
11	2025-03-10 09:34:26	C48450	195/65R15 91H PROGSTR	2025-03-10	1.00	0.00	1.00	PCS	Inbound	admin	
12	2025-03-10 09:34:26	C48450	195/65R15 91H PROGSTR	2025-03-10	1.00	0.00	1.00	PCS	Inbound	admin	
13	2025-03-10 09:34:26	C48450	195/65R15 91H PROGSTR	2025-03-10	1.00	0.00	1.00	PCS	Inbound	admin	
14	2025-03-10 09:34:26	C48450	195/65R15 91H PROGSTR	2025-03-10	1.00	0.00	1.00	PCS	Inbound	admin	
15	2025-03-10 09:34:26	C48450	195/65R15 91H PROGSTR	2025-03-10	1.00	0.00	1.00	PCS	Inbound	admin	
16	2025-03-10 09:34:27	C48450	195/65R15 91H PROGSTR	2025-03-10	1.00	0.00	1.00	PCS	Inbound	admin	
17	2025-03-10 09:34:44	C48430	215/70R15 98H PROGSTR	2025-03-10	1.00	0.00	1.00	PCS	Inbound	admin	

Showing 1 to 49 of 49 entries

Stock Maintenance Inquiry / Report page

When you arrive at this page, Click the “Search” button to search and display the desired information.

Search: A function for searching for information as specified in each option.

Part No ALL Section ALL Date 01/01/2025 ~ dd/mm/yyyy Search

CSV Output: Export data as a CSV file, PDF file



2025-03-19 - Stock Maintenance Inquiry Report

	Date	Part No	Part Name	Lot No	Inbound	Outbound	Increase/Decrease	Unit	Section	User	Remark
1	2025-03-10 09:32:36	C48430	215/70R15 98H PROG5TR	2025-03-10	1.00	0.00	1.00	PCS	Inbound	admin	
2	2025-03-10 09:32:36	C48430	215/70R15 98H PROG5TR	2025-03-10	1.00	0.00	1.00	PCS	Inbound	admin	
3	2025-03-10 09:32:36	C48430	215/70R15 98H PROG5TR	2025-03-10	1.00	0.00	1.00	PCS	Inbound	admin	
4	2025-03-10 09:32:36	C48430	215/70R15 98H PROG5TR	2025-03-10	1.00	0.00	1.00	PCS	Inbound	admin	
5	2025-03-10 09:32:36	C48430	215/70R15 98H PROG5TR	2025-03-10	1.00	0.00	1.00	PCS	Inbound	admin	
6	2025-03-10 09:32:36	C48430	215/70R15 98H PROG5TR	2025-03-10	1.00	0.00	1.00	PCS	Inbound	admin	
7	2025-03-10 09:32:36	C48430	215/70R15 98H PROG5TR	2025-03-10	1.00	0.00	1.00	PCS	Inbound	admin	

2. Web functions

2-5-6. Ticket Label

View data all Ticket Label

PEGASUS

Search...

Admin Administrator

Dashboard

Schedule

Inbound

Outbound

Stock Management

Stock Inquiry / Report

Stock Maintenance

Stocktaking

Stock Maintenance Inquiry / Report

Ticket Label

Pinch List

Master Management

Settings

Ticket Label

Ticket Label List + Ticket Generator

Year: 2025 Month: March # Part No: ALL Ticket No: ALL Status: ALL Search

Show 50 entries CSV Confirm Delete

		Ticket No	Part No	Part Name	Tire Week	Status	Qty	Date	Time	User ID	Last Update
1	004580913	C48430	265/65R17 112S AT25	2124	PRINTED	8	2025-03-10	16:04	admin	2025-03-10 17:50:59	
2	004580913	C48430	265/65R17 112S AT25	2124	PRINTED	8	2025-03-10	16:09	admin	2025-03-10 17:50:59	
3	004580913	C48430	265/65R17 112S AT25	2124	OUT_STORE	8	2025-03-10	16:14	admin	2025-03-10 17:50:59	
4	004580648	C48450	265/65R17 112S AT25	2124	IN_STORE	8	2025-03-10	16:14	admin	2025-03-11 20:38:18	
5	004580648	C48450	265/65R17 112S AT25	2124	IN_STORE	8	2025-03-10	16:14	admin	2025-03-11 20:38:18	
6	004580178	C48430	265/65R17 112S AT25	2124	IN_STORE	8	2025-03-10	16:14	admin	2025-03-10 16:34:44	
7	004580060	C48450	265/65R17 112S AT25	2124	OUT_STORE	8	2025-03-10	16:14	admin	2025-03-10 16:35:12	
8	004579908	C48550	265/65R17 112S AT25	2124	PRINTED	8	2025-03-10	16:15	admin	2025-03-10 16:15:00	
9	004579855	C48430	265/65R17 112S AT25	2124	PRINTED	8	2025-03-10	16:15	admin	2025-03-10 16:15:00	
10	004580178002	C48430	265/65R17 112S AT25	1125	IN_STORE	8	2025-03-10	16:14	admin	2025-03-11 23:40:59	
11	004580178003	C48430	265/65R17 112S AT25	1125	IN_STORE	8	2025-03-10	16:14	admin	2025-03-10 16:51:21	
12	004580178002	C48430	265/65R17 112S AT25	1125	IN_STORE	8	2025-03-10	16:14	admin	2025-03-10 16:56:47	
13	004580178003	C48430	265/65R17 112S AT25	1125	IN_STORE	8	2025-03-10	16:14	admin	2025-03-10 16:56:47	
14	004580178002	C48430	265/65R17 112S AT25	1125	IN_STORE	8	2025-03-10	16:14	admin	2025-03-10 16:58:17	
15	004580178003	C48430	265/65R17 112S AT25	1125	IN_STORE	8	2025-03-10	16:14	admin	2025-03-10 16:58:17	
16	004580178002	C48430	265/65R17 112S AT25	1125	PRINTED	8	2025-03-10	16:14	admin	2025-03-11 17:37:05	

Ticket Label page

When you arrive at this page, Click the “Search” button to search and display the desired information.

Search: A function for searching for information as specified in each option.

Year: 2025

Month: March

Part No: ALL

Ticket No: ALL

Status: ALL

Search

CSV Output: Export data as a CSV file, PDF file



2025-03-19 - Ticket Label (2)

	Ticket No	Part No	Part Name	Tire Week	Status	Qty	Date	Time	User ID	Last Update
1	4580913	C48430	265/65R17 112S AT25	2124	PRINTED	8	2025-03-10	16:04	admin	2025-03-10 17:50:59
2	4580913	C48430	265/65R17 112S AT25	2124	PRINTED	8	2025-03-10	16:09	admin	2025-03-10 17:50:59
3	4580913	C48430	265/65R17 112S AT25	2124	OUT_STORE	8	2025-03-10	16:14	admin	2025-03-10 17:50:59
4	4580648	C48450	265/65R17 112S AT25	2124	IN_STORE	8	2025-03-10	16:14	admin	2025-03-11 20:38:18
5	4580648	C48450	265/65R17 112S AT25	2124	IN_STORE	8	2025-03-10	16:14	admin	2025-03-11 20:38:18
6	4580178	C48430	265/65R17 112S AT25	2124	IN_STORE	8	2025-03-10	16:14	admin	2025-03-10 16:34:44

2. Web functions

2-5-6. Ticket Label

Ticket Generator: This is used to generate a ticket label for both Inbound and Outbound processes

PEGASUS

Search...

Admin Administrator

Menus

Dashboard

Schedule >

Inbound >

Outbound >

Stock Management

Stock Inquiry / Report

Stock Maintenance

Stocktaking

Stock Maintenance Inquiry / Report

Ticket Label

Pinch List

Master Management >

Settings >

Ticket Label

Ticket Label List

+ Ticket Generator

Enter Print Detail

Ticket No004579086

Part NoC48430

Part Name265/65R17 112S AT25

Lot No2124

Qty8

Presettings

Preview

Print

Clear

004579086

Print Date Time : 19/03/2025 12:18:00

C48430

265/65R17 112S AT25

004579086

Received Quantity

8

Received Date Time

19/03/2025 12:18:00

Who Received

admin

Received W/Y

2124

To generate the ticket, select the desired Ticket No and then click the "Preview" button followed by the "Print" button in sequence.

If you lose a ticket during operation, you can also come here to reprint the label.

Ticket Label

Ticket Label List

+ Ticket Generator

Year2025

MonthMarch

Part NoALL

Ticket NoALL

StatusALL

Search

Show50

entries

CSV

Confirm

Delete

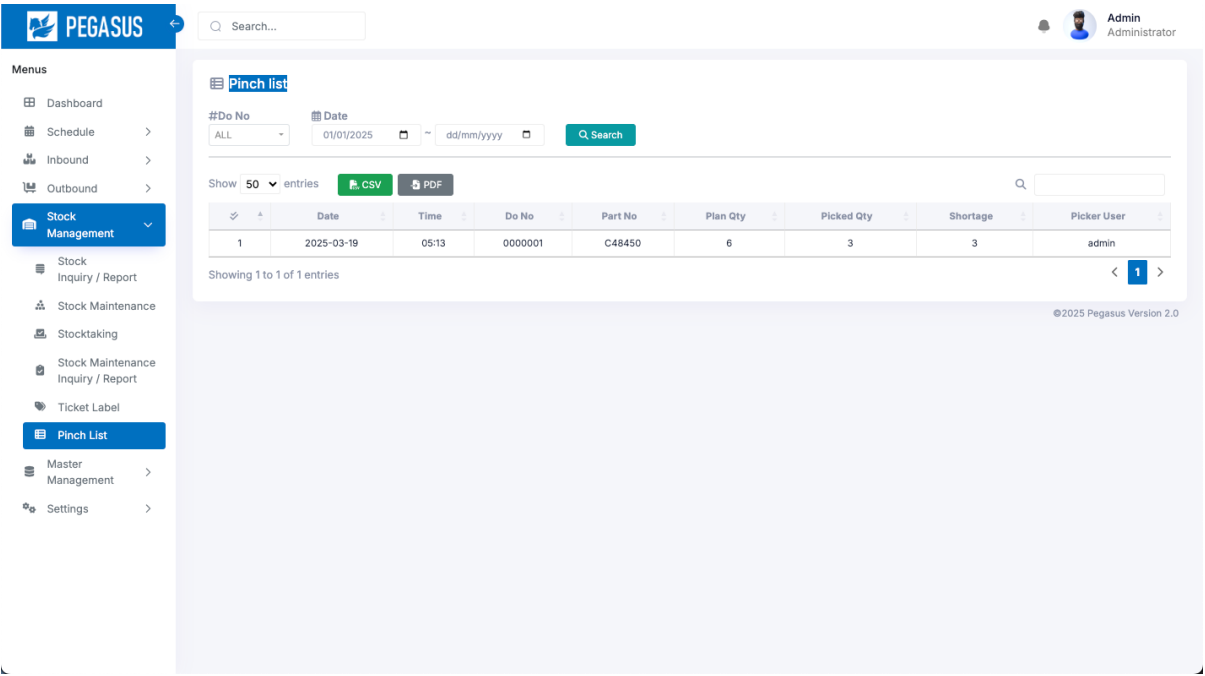
		Ticket No	Part No	Part Name	Tire Week	Status	Qty	Date	Time	User ID	Last Update	
		1	004580913	C48430	265/65R17 112S AT25	2124	PRINTED	8	2025-03-10	16:04	admin	2025-03-10 17:50:59
		2	004580913	C48430	265/65R17 112S AT25	2124	PRINTED	8	2025-03-10	16:09	admin	2025-03-10 17:50:59
		3	004580913	C48430	265/65R17 112S AT25	2124	OUT_STORE	8	2025-03-10	16:14	admin	2025-03-10 17:50:59
		4	004580648	C48450	265/65R17 112S AT25	2124	IN_STORE	8	2025-03-10	16:14	admin	2025-03-11 20:38:18
		5	004580648	C48450	265/65R17 112S AT25	2124	IN_STORE	8	2025-03-10	16:14	admin	2025-03-11 20:38:18
		6	004580178	C48430	265/65R17 112S AT25	2124	IN_STORE	8	2025-03-10	16:14	admin	2025-03-10 16:34:44

35

2. Web functions

2-5-7. Pinch list

View data all Pinch list This is the page that displays the list of Inbound and Outbound quantities that do not match the plan.



Pinch list page

When you arrive at this page, Click the “Search” button to search and display the desired information.

Search: A function for searching for information as specified in each option.



CSV Output: Export data as a CSV file, PDF file



2025-03-19 - Pinch list

	Date	Time	Do No	Part No	Plan Qty	Picked Qty	Shortage	Picker User
1	2025-03-19	05:13	1	C48450	6	3	3	admin

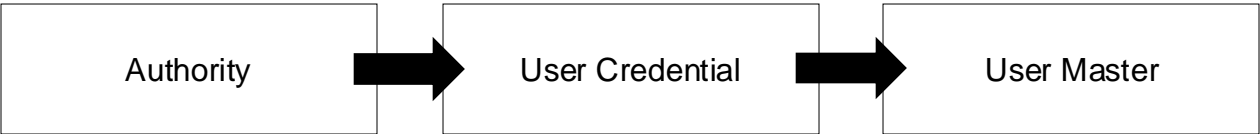
2. Web functions

2.6-1. Add User

Add new User to system

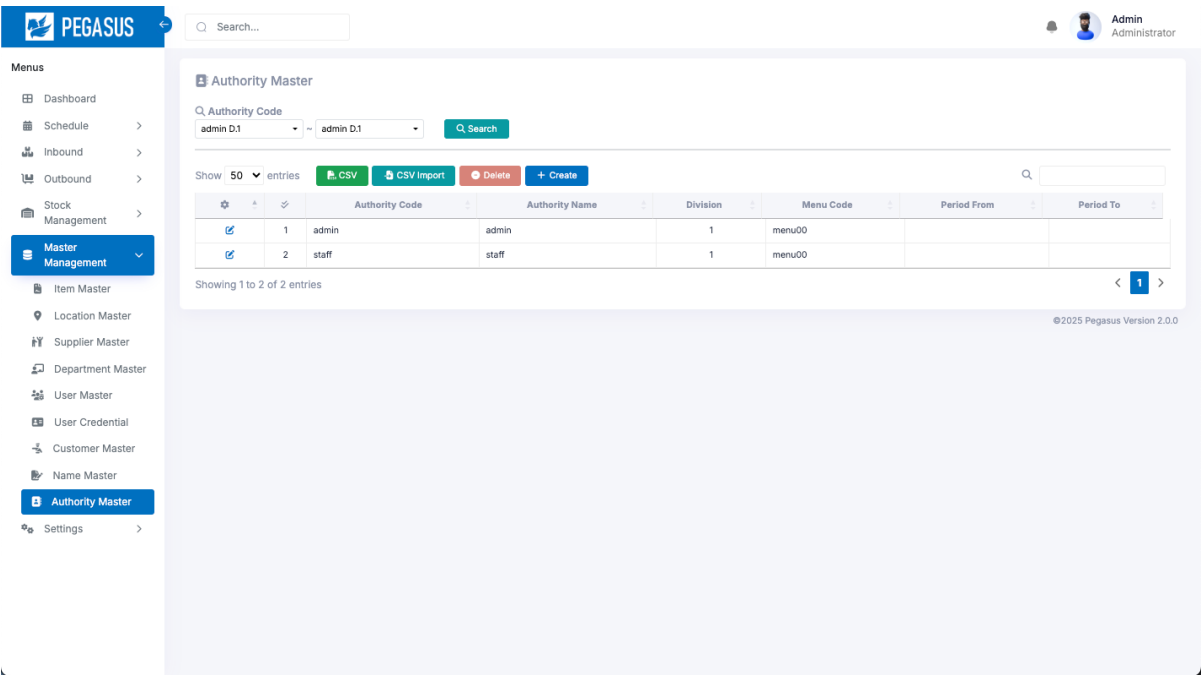
Master data related to adding User data has 3 parts

- 1. Authority Master
- 2. User Credential
- 3. User Master



2-6-2. Authority Master

View data all Authority



Authority Master page

Authority Master can export all data to CSV file and can add data by importing CSV file as well.

2. Web functions

2-6-2. Authority Master

When you arrive at this page, Click the “Search” button to search and display the desired information.

Search: A function for searching for information as specified in each option.

Q Authority Code

~

Create: A function for add new Authority

PEGASUS

Search

+ Create Authority Master

Authority Code *

Authority Name *

Division *

Menu Code *

Period From

Period To

Save

Close

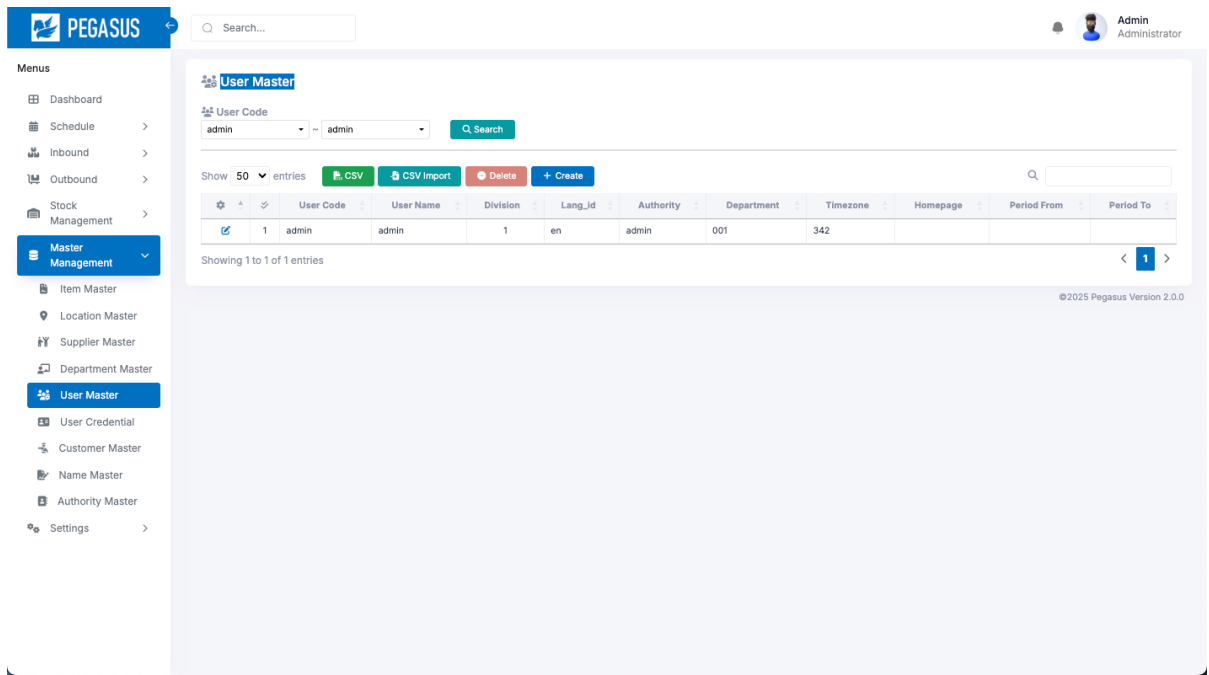
	Authority Code	Authority Name	Division	Menu Code	Period From	Period To
	1	admin	admin	1	menu00	

Delete: A function for delete authority

2. Web functions

2-6-3. User Master


View data all User Master



User Master page

When you arrive at this page, Click the “Search” button to search and display the desired information.

Search: A function for searching for information as specified in each option.



CSV Output: Export data as a CSV file



2025-03-19 - User Master

User Code	User Name	Division	lang_id	Authority	Department	Timezone	Homepage	Period From	Period To
admin	admin	1	en	admin	1	342			

2. Web functions

2-6-3. User Master

Create: A function for add new User

The screenshot shows the PEGASUS User Master interface. A modal window titled '+ Create User Master' is open, allowing the creation of a new user. The form includes the following fields:

- User Code:** A dropdown menu with the option 'SELECT USER'.
- User Name:** A text input field.
- Language ID:** A dropdown menu with the option 'en'.
- Authority:** A dropdown menu with the option 'SELECT AUTH'.
- Department:** A dropdown menu with the option 'SELECT DEPARTMENT'.
- Timezone:** A dropdown menu with the option 'SELECT TIMEZONE'.
- Homepage:** A dropdown menu with the option 'SELECT HOMEPAGE'.
- Period From:** A text input field.
- Period To:** A text input field.

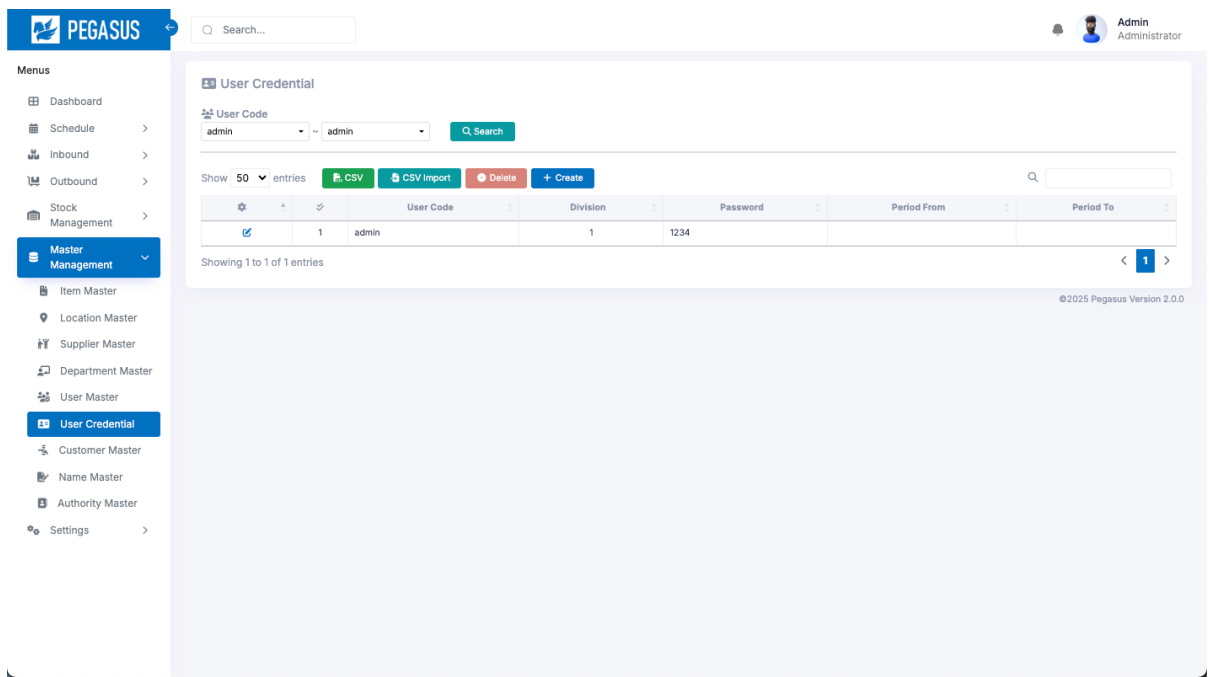
At the bottom of the modal, there are 'Save' and 'Close' buttons. The background shows the PEGASUS sidebar with a 'Master Management' menu item highlighted. The top right corner displays the user 'Admin Administrator'.

Delete: A function for delete User

2. Web functions

2-6-4. User Credential

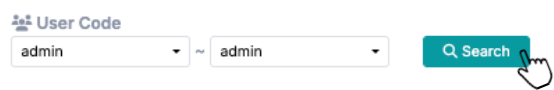
View data all User Credential



User Credential page

When you arrive at this page, Click the “Search” button to search and display the desired information.

Search: A function for searching for information as specified in each option.



CSV Output: Export data as a CSV file



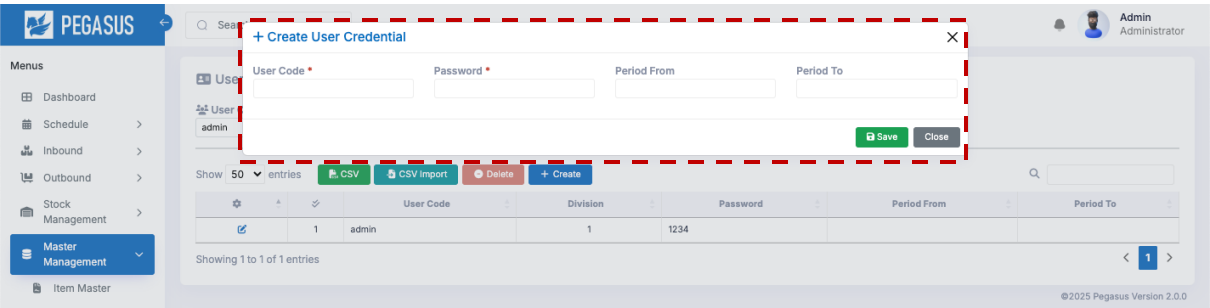
2025-03-19 - User Credential

User Code	Division	Password	Period From	Period To
admin	1	1234		

2. Web functions

2-6-4. User Credential

Create: A function for add new User



Delete: A function for delete User Credential

4. Q&A

#	Date	Question	By	Date	Answer	By
1						
2						
3						
4						
5						

5. Contact information



The contents of this specification and manual are subject to change without notice. Copying or copying part or all of the manual without the written permission of TOMAS TECH is prohibited, regardless of its form.



If you have any questions, concerns, or questions regarding the specifications of this system and the contents of the manual, please contact us by phone or e-mail.
Tel: +66 (0) 2 336 0574 E-mail: info@tomastc.com

Item	Description
1. Service time	8 hours x 5 days (8:00 -17:00 Monday to Friday)
2. Onsite Hardware Maintenance	-
3. Onsite System Maintenance	-
4. Response after receive a call	On-line support within 24 hours / On-site support within 48 hours
5. Remote service	Yes
6. Phone service	Yes
7. Email service	Yes

#	Support	Name	Language	TEL	E-Mail
1	All	Ryo Nozaki	JP/TH/EN	+66-94-552-3097	nozaki.ryo@tomastc.com
2	All	Kittisak Isarapongporn	TH	+66-97-364-6149	kittisak.i@tomastc.com
3	Web	Nattaporn Chaiya	TH	+66-86-707-5159	nattaporn.c@tomastc.com
4	HT	Pairoj Neamjarn	TH	+66-98-271-9741	priroj.n@tomastc.com